


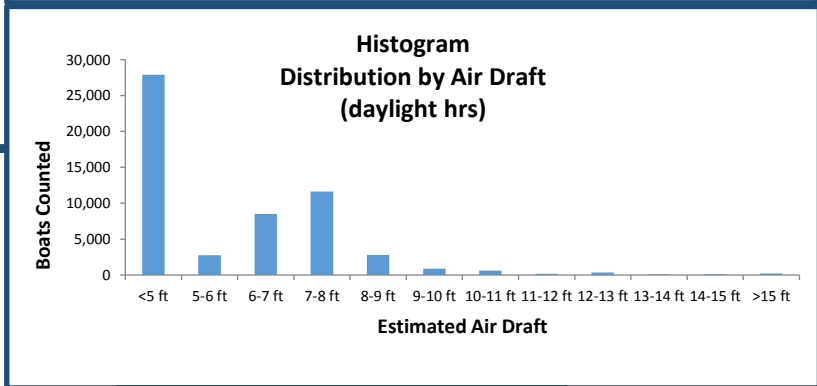
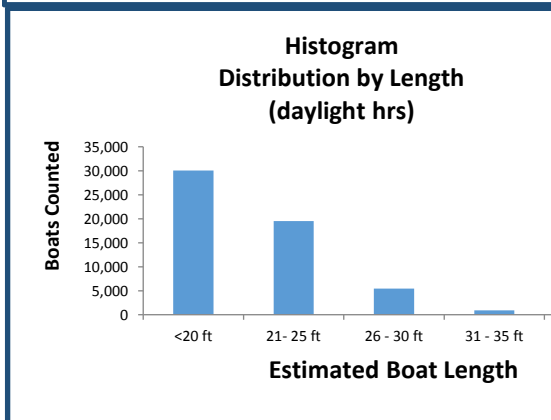
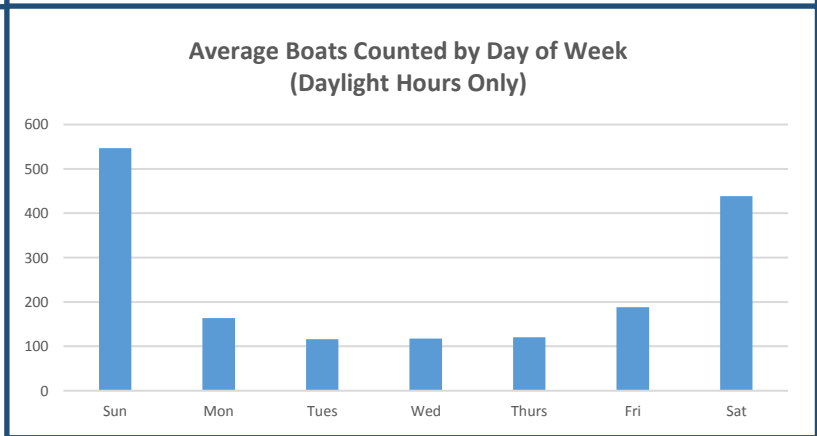
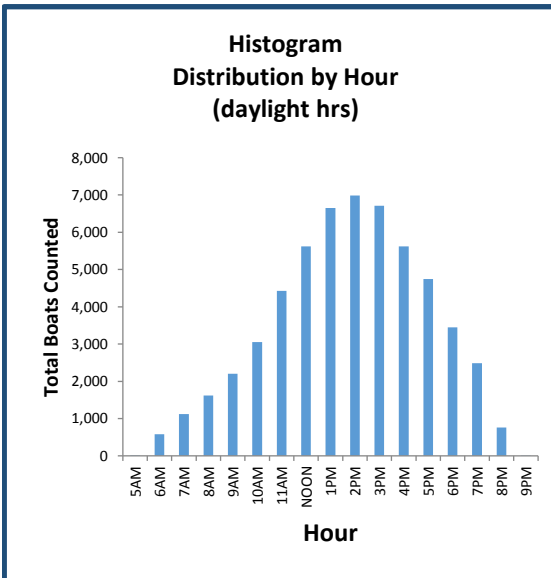
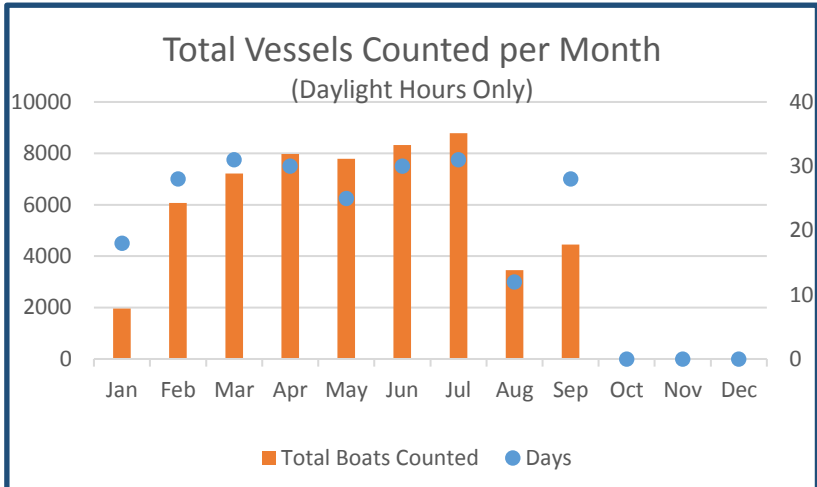
Loxahatchee River Railroad Bridge Boat Count Data



January 15, 2014 to September 30, 2014

Total Boats Counted to date: **56,049**

Month	Days	Total Boats Counted	Average Boats per Day
14-Jan	18	1,964	109.1
14-Feb	28	6,073	216.9
14-Mar	31	7,220	232.9
14-Apr	30	7,979	266.0
14-May	25	7,791	311.6
14-Jun	30	8,318	277.3
14-Jul	31	8,782	283.3
14-Aug	12	3,462	288.5
14-Sep	28	4,457	159.2



All data are draft and subject to revision until final report.

Summary report available online at JID's website:
http://jupiterinletdistrict.org/?page_id=207

TAYLOR ENGINEERING, INC.



Loxahatchee River Railroad Bridge Operation Data



January 15, 2014 to September 30, 2014

Day of Week	Total Closure Time (hh:mm:ss)	Count	Average Time Closed per Closure
Sun	15:24:29	57	0:16:13
Mon	57:28:44	179	0:19:16
Tues	65:13:12	193	0:20:17
Wed	55:14:10	183	0:18:07
Thurs	69:35:27	225	0:18:33
Fri	47:46:53	180	0:15:56
Sat	36:00:20	137	0:15:46
	346:43:15	1,154	

